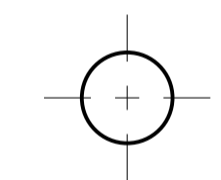
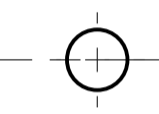
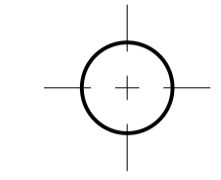
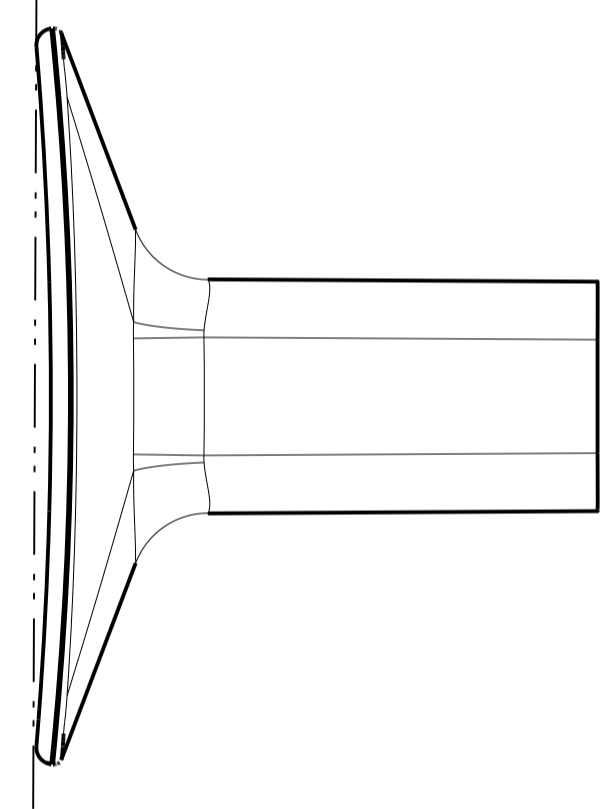
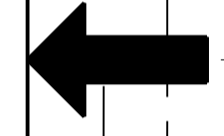


650

265

DIM0059641A

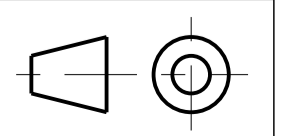


DIM0059641 A	CARTA TO GR/MQ
CODICE CODE	MATERIALE MATERIAL

Conforme alla Direttiva 2002/95/EC (RoHS) Compliant with Directive 2002/95/EC (RoHS)			
MODELLO MODEL	SWEET	DISEGNO N. DRAWING NO.	DIM0059641
PARTICOLARE DETAIL	DIMA INSTALLAZIONE	REL LEVEL	Released
SUP. BAGNATA WET SURFACE	0 mm ²	MASSA MASS	0,00 Kg
		SPESS. THCN	0,0
		REVISIONE REVISION	A
		ITERAZIONE ITERATION	2
		DISEGNATO DA DRAWN BY	PATERNIANI
		DATA DATE	30.07.13
		SCALA SCALE	1:1



www.elica.com



LA RIPRODUZIONE O LA CESSIONE DEL PRESENTE DISEGNO DEVONO ESSERE AUTORIZZATE DALLA "ELICA"
ANY REPRODUCTION OR TRANSFER OF THE PRESENT DRAWING MUST BE AUTHORIZED BY "ELICA"

FORM. A-1

ANGOLI
ANGLES
R20°

XX
CODICE PRIMARIA
PRIMARY DIMENSION

ELABORATO CON SISTEMA CAD
DESIGNED BY CAD SYSTEM

GUIDE SENZA TOLLERANZA TOLLERANCE UNLESS OTHERWISE STATED

>500	+0,10	+0,15	+0,20	+0,25	+0,30	+0,35	+0,40	+0,45	+0,50
1400-500	+0,15	+0,20	+0,25	+0,30	+0,35	+0,40	+0,45	+0,50	+0,55
>500	+0,10	+0,15	+0,20	+0,25	+0,30	+0,35	+0,40	+0,45	+0,50